



TOTALACCESS

Part of the Arco family

CONTRACT SERVICES



www.totalaccess.co.uk



Total Access (UK) Ltd



Who are we?

Total Access (UK) Limited was established in 1992 as the UK's leading Rope Access company and provider of Height Safety Support Services. We have a reputation for delivering first class Operational and Technical services. With our dedicated attention to providing safe, quality solutions to challenging access problems we have remained at the forefront of our industry for 20 years. In November 2014 Total Access (UK) Ltd was acquired by Arco, the country's leading safety company.

What we offer

The Total Access (UK) Limited Contract Services Department offers a nationwide service specialising in Fall Protection and Site Services. Our vast experience and knowledge mean we can provide our customers with the best in rope access and confined space solutions.



Contents

INTRODUCTION

- 3 Total Access (UK) Limited
- 4-5 Contents Page
- 6 About Fall Protection
- 7 Legal Obligations
- 8 Design, Specification & Consultancy

LATCHWAYS

- 9 Latchways
- 10 Mansafe Overhead
- 11 Mansafe Horizontal
- 12 Roof fixings

FALL PROTECTION SYSTEMS

- 13 Wire Based
- 13 Rail Based

GUARDRAILS

- 14 Guardrail
- 14 Versirail

COLLECTIVE PROTECTION

- 15 Demarcation, walkways & fragile surface protection
- 15 Skylight & Fragile Roof

STAIRS AND LADDERS

- 16 Stairs and Ladders

LADDER SAFETY

- 17 Wire Based
- 18 Rail Based

ANCHOR POINTS

- 19 Pushlocks
- 20 Conventional Eyebolts
- 20 Freestanding Weighted Anchors

ABSEIL SYSTEMS


- 21 Abseil Rails
- 22 Abseil Anchor Points

CONFINED SPACE SOLUTIONS

- 23 Davit Arms

TEST & RECERT

- 24 Test and Recertification



SITE SERVICES

- 26 About Site Services - Rope Access
- 27 About Site Services - Confined Spaces
- 28 - 29 Window Cleaning
- 30 - 31 High Level Cleaning
- 32 Rope Access Maintenance
- 33 Rope Access Installations
- 34 Working at Height supervision

INSPECTIONS & SURVEYS



- 35 Inspections and Surveys
- 36 Safety Boat Services
- 37 Scour SurveyS

CONFINED SPACES

- 38 - 39 Confined Space Supervision & Rescue
- 40 Confined Space Cleaning
- 41 Confined Space Consultancy
- 42 - 43 CCTV Inspections

ADDITIONAL INFORMATION

- 44 Equipment
- 45 Training
- 46 Customer Asset Tracking
- 47 Managed Services



ABOUT FALL PROTECTION

The Total Access (UK) Limited Fall Protection Department offers a nationwide service specialising in the design and provision of high level access solutions to facilitate the safe and efficient performance of roof maintenance, abseil cleaning and other high level tasks. We also provide rescue systems solutions for confined space workers.

Our highly experienced Fall Protection department is approved to provide a wide range of high level access and fall protection systems from the leading manufacturers in the field. We are able to provide a one-stop shop from consultation through to design, installation and provision of maintenance and recertification programmes.

The systems we offer comply with all relevant British & European Standards and fall into four main categories.

- Collective Fall Protection: Guardrail (free-standing & fixed), walkways, gantries and ships style ladders etc
- Personal Fall Protection: Where design or planning restrictions prohibit collective protection, horizontal wire & rail based systems, vertical wire and rail based systems, free-standing anchors and eyebolts can be provided
- Abseil Systems: Custom designed solutions for specific projects where abseil is the only practicable form of access
- Davit arm and hoist systems designed for confined space entry retrieval applications

Our responsive and professional service can be tailored to suit the needs of any project, from new build to historical listed buildings. Architects, main & sub-contractors, building owners and facilities managers have all benefited from our unrivalled customer service, response time, knowledge of current regulations/codes of practice and technically advanced product ranges.



LEGAL OBLIGATIONS

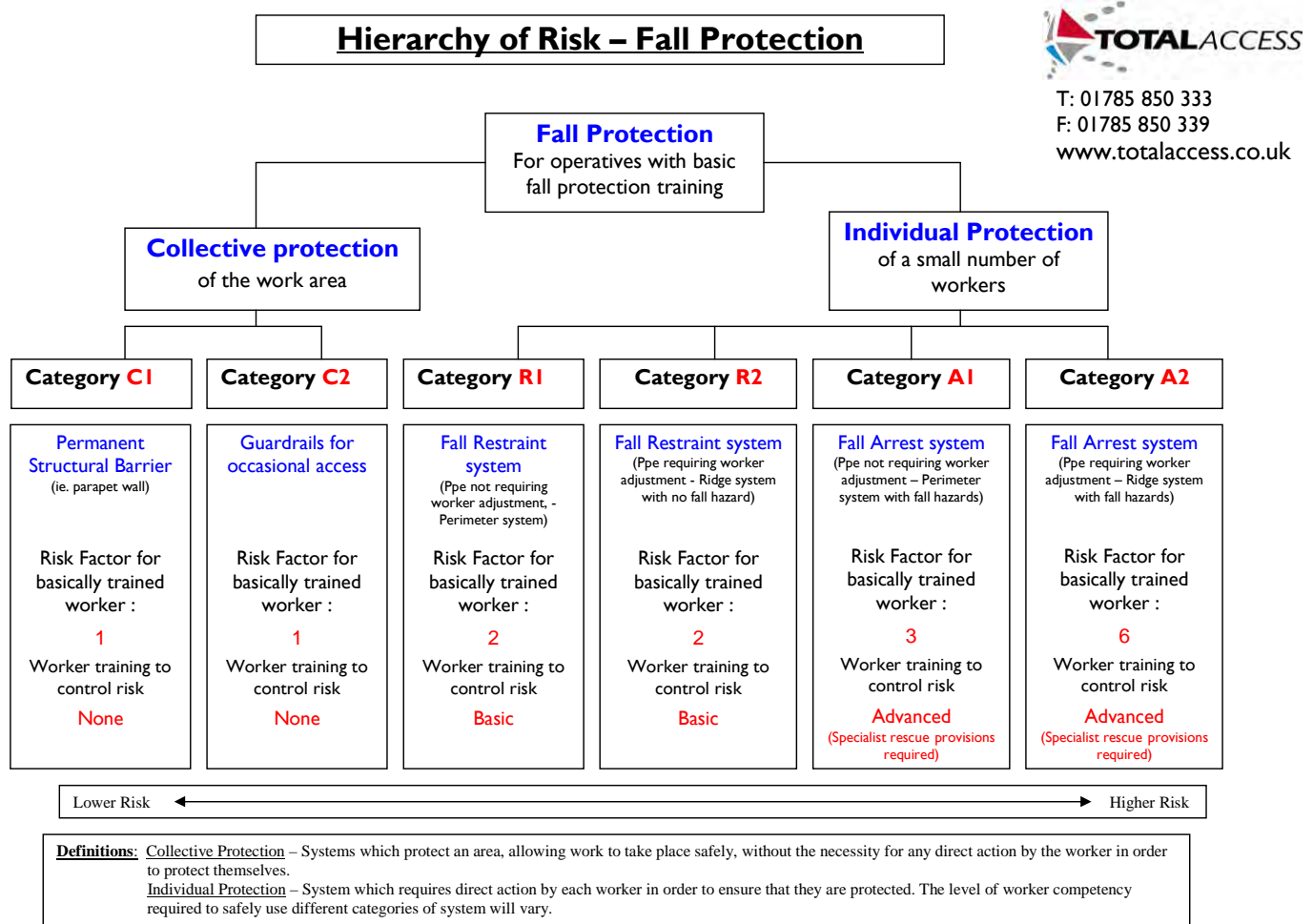
Total Access has forged strong links with the HSE and is fully informed of the duties placed on those responsible for work at height – information we are ideally placed to pass on to clients.

Falls from height are one of the biggest causes of workplace fatalities and major injuries, and so the HSE has a strong focus on this area.

There are two main regulations which have been put into place to ensure the safety of employees, employers etc and to reduce the amount of injuries and fatalities from falls from height:

- **Construction (Design & Management) Regulations 1994 now superseded by CDM 2015 Regulations** - These regulations place the responsibility upon designers to ensure that any risks associated with post-construction maintenance activities are clearly identified and appropriate steps are taken to either design-out these risks or to reduce them to acceptable levels. These obligations include protecting maintenance workers from the risk of falls from height.
- **Work at Height Regulations 2005** - These regulations go a step beyond construction related activities to encompass a wide range of industries and work types. They place a duty of care on any one responsible for directly employed staff or subcontractors who work in areas where there is a risk of a fall that could result in serious personal injury.

Total Access (UK) Limited prides itself on the depth and breadth of its technical expertise; our experts will prove to be an essential part of your team.



DESIGN, SPECIFICATION & CONSULTANCY

Total Access's Fall Protection department understands that to facilitate the safe and efficient performance of high level tasks such as roof maintenance or cleaning, it must determine which area of a building's envelope will require such maintenance and plan this in the design stages.

Once this is established, the most appropriate access system can be specified and designed.

For existing buildings, this means assessing the maintenance activities currently being undertaken, then cross-referencing them with any systems for compliance with equipment standards, to ensure that, they provide safe access to all required areas.



Our service ensures all systems, proposed or otherwise, comply fully with relevant legislation, including British and European Standards and guidelines implemented by the Specialist Access Engineering and Maintenance Association (SAEMA), Industrial Rope Access Trade Association (IRATA), and the Health and Safety Executive (HSE). Selection of the right system is based on a set of established principles, or a 'hierarchy of risk', our interpretation of which can be seen opposite.

The Fall Protection team are trained to identify specific hazards relating to work at height. For building owners and property managers our consultancy provides a work at height audit to ensure existing systems and controls comply with current legislation.

When undertaking the work at height audit our surveyors will be looking at the following areas.

- Facades and roofs
- The activities carried out in these areas
- The frequency of work
- The access and fall protection equipment already installed
- Does it comply with current standards and regulations?
- Does the system have the appropriate inspection and re-certification programme in place?
- The effectiveness of any permit to work system in place
- Whether the staff have received the appropriate training and are certified to undertake work at height

Once the survey is complete our team will prepare and submit an audit report which will highlight clearly any areas of potential exposure, along with a prioritised list of remedial works and associated costs required to bring the building into line with legislation.



Latchways have designed and developed some of the most unique and innovative safety systems and products used to date including ManSafe®, Constant Force®, LadderLatch, Transfastener, ClimbLatch and **PushLock**.

They are used in every conceivable facet of industry, and they are integrated with all the major contemporary roofing systems.

In fact, Latchways' ManSafe solutions are trusted to ensure worker safety on an extraordinarily wide range of buildings, towers, bridges and structures.



Depending on your requirement, we can specify a Latchways ManSafe system to work horizontally, vertically, along inclines and overhead. It can be a permanent installation to meet a regular need, a temporary unit for one-off activities or even an eyebolt system for working from inside out.

The key to such versatility lies in Latchways' unique understanding of load control. With Latchways' innovative Constant Force technology you can fit a Latchways' ManSafe system and be sure of meeting the very toughest requirements for protecting worker safety at height.




OVERHEAD WIRE SYSTEM

Latchways Mansafe Overhead Systems

Latchways' ManSafe overhead Fall Arrest systems combine Latchways' unique knowledge of fall arrest load control with innovative Constant Force technology in a solution that is flexible to use, strong, durable and easy to install.

Workers attached to the ManSafe system have maximum accessibility and hands-free mobility to safely go about their duties. Latchways' ManSafe overhead systems are ideal for industrial environments and in applications such as warehouses and loading bays. With a ManSafe overhead system the Constant Force technology is housed in an in-line energy absorber.

The link between the user's lanyard and the Mansafe system is a unique travelling device called the Transfastener. The Transfastener rotates freely through intermediate supports and cable guides, without the need to disconnect, providing the user with permanent protection at all times.



- Load is limited to a maximum of 18kN in the event of a fall
- The load remains limited to a maximum of 18kN whether one, two or three workers fall
- The constant force energy absorber will only deploy when a load of 18kN is experienced
- The constant force energy absorber has a safety factor of 2: working deployment of 18kN, design deployment of 36k
- ManSafe system cable is manufactured from 1 x 19 stainless steel. It does not stretch and has a breaking strain of over 45kN
- The overhead system cable can be tensioned to 5 kN to eliminate sag and any whiplash effect if a worker falls
- The use of constant force technology allows for single spans of up to 60m, thereby reducing the number of costly T bars and anchoring points within the system
- Constant force systems are quicker, easier and less costly to install than rail systems but do require greater working height clearance
- The overhead device has been certified by SATRA and conforms to BS EN 362:1992

HORIZONTAL WIRE SYSTEM

Latchways Mansafe Horizontal Systems

- Systems can be designed for up to five simultaneous users
- Fixes to virtually all types of structure and roofing systems
- Follows the contours of the building by going around bends and up and down inclines
- The unique Latchways Transfastener allows workers to travel the full length of the system without having to detach and re-attach

Where the Constant Force post is not applicable, in-line shock absorbers or a Constant Force energy absorber can be incorporated for equal safety assurance. Meets all appropriate international standards.

Testing/Recertification

System testing must be conducted annually by suitably qualified installers to ensure that system certification is maintained. Key system checks such as deployment of shock absorbers, swage tests and torque checks are part of this process.

Total Access are fully approved Latchways installers.

Constant Force fall protection posts

A definition of constant force - "The mechanism used to provide a consistent method of absorbing mechanical energy and controlling tension to a pre-determined force"

The Constant Force series of support posts has been developed to provide an extremely versatile and discreet fall protection solution for a wide variety of roofing systems.

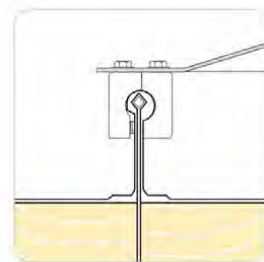
Features and Benefits

- System comes powder-coated in goose wing grey as standard
- Can be fixed at any point on the top skin of the roof sheet
- Energy absorbing brackets - remove the risk of roof damage and guarantee that load will not exceed 10kN
- Integrity of roof is unaffected
- Can be used as both restraint and fall arrest
- Fits ALL built-up and composite roof sheets with 200,250, and 333 pitch frequencies – extremely versatile and adaptable



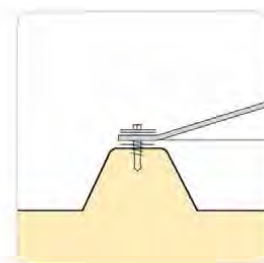
CONSTANT FORCE POSTS

Standing seam



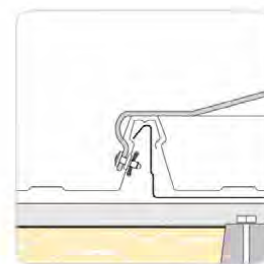
Fixing method:
4 split clamps

Composite/ built-up on site



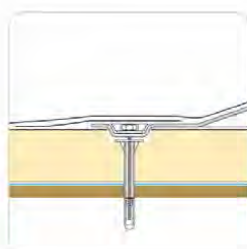
Fixing method:
16 stitching
screws/bulb
tite rivets

Secret fix roofs

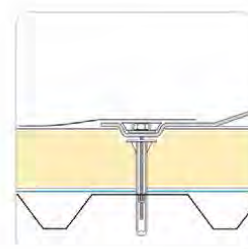


Fixing method:
20 bulb tite water
seal rivets

Single Ply Membrane to Timber and Steel Deck Roofs



Fixing method:
4 toggle bolts



Fixing method:
4 toggle bolts

FALL PROTECTION SYSTEMS

Wire Based

Wire based systems typically use 8 mm diameter stainless steel cable, which provides excellent resistance to corrosion and wear. In a normal environment the cable is expected to remain safely useable for up to 20 years.

The inherent flexibility of a cable-based system allows it to flow around corners, deviations and up and down inclines. Total Access can design and install a wire based fall protection system to suit your needs perfectly.

Bespoke posts can also be designed in house by our Fall Protection Team to allow systems to be installed in a variety of applications, including on listed and historic buildings, where minimising visual impact is a priority.




Rail Based

Rail sections can be mounted overhead, at foot or waist level dependent on application and can be used for suspended access using ropes, positive restraint and fall arrest by multiple persons.

A variety of fixing options means that fitment to masonry, concrete, steel, beams, rails and girders is possible. The systems utilise a four wheeled carriage to enable use without hindrance or restriction.

It is a legislative requirement that fall arrest & restraint systems are inspected and certified a minimum of once every 12 months by a suitably qualified person.



GUARDRAILS

Our range of collective fall protection measures include guardrail, skylight and fragile roof protection, ladders, gantries and demarcation barrier. All are designed to completely remove the risk of a fall from height and comply with all relevant British and European standards. The Working at Height Regulations 2005 state that collective systems must be given priority over personal protective systems wherever possible.

Guardrail

Our Guardrail has been specifically designed to provide permanent edge protection and cordon off fragile surfaces or designated safe access and escape routes.

The system's design provides permanent edge protection without the need to mechanically fix the system through the roofing membrane or building's structure. It is suitable for installation on roofs with up to a 10 pitch.

A simple cantilever principle provides unrivalled strength, stability and safety. Correctly installed, there is no possibility of systems causing damage to the roof or subsequent leaks, as protective rubber pads are applied to all surfaces intended to be in contact with the roof. A foldable guardrail has the added benefit of allowing the guardrail to be folded down out of sight when not in use for applications where visual impact is an issue.

Fixed guardrail solutions are also available for permanent installation to solid structures and metal roof sheets. Our guardrail is tested and compliant with all relevant standards.



Versirail

Aluminium free-standing guardrail available with curved, inclined and straight uprights.

The straight upright is ideal for most applications. It fits in perfectly with the lines and contours of the buildings. The straight upright is preferable when the Versirail is used for protection at access points and marking out walkways. Versirail is ideal for making new and existing buildings safe. The Versirail is available in three finishes, untreated, polished or powder coated to a RAL colour.

COLLECTIVE PROTECTION

Demarcation, Walkway and fragile surface protection

Plastic, free-standing demarcation barrier positioned to indicate safe areas away from exposed edges.

The Total Access walkway system provides a permanent non-slip safe walking surface that protects fragile roofs from potential damage where site operatives must tread or in areas of heavy foot traffic. Walkways can be fitted to a variety of roofing systems and installed with or without handrails. They can also be combined with a horizontal lifeline to provide maximum fall protection.

The PVC-U walkway system is used to provide an even walking surface across roof types, which include profiled metal sheeting, slate, lead, copper and asbestos cement. In the majority of applications, the system can be free laid on top of the roof, without the need to penetrate the surface.

Where the walkway is intended to provide access to adjacent parapets or in valley gutters, the system will incorporate a chamfered side section designed to rest upon the adjacent roof slope and be supported in the gutter base by cushioned stools. Where access is required over the slope of the roof, steps can be incorporated into the walkway for ease of use and increased safety.

On older buildings it is often necessary to protect roof workers against falls through fragile material located inboard of the edge. Such instances may be created by the presence of glazing, polycarbonate rooflights or asbestos cement roof sheets. Collective fall protection solutions for use around skylights, rooflights and domelights are provided through a modular, free standing system for areas up to 2m x 2m. Fall-Proof Covers are designed to prevent the potential for falling through when access across a fragile roof is required and RoofLight Covers for when access across a non-fragile roof is required within 2 metres of roof lights. All these products can be used in seamless harmony with our other fall protection solutions.



STAIRS & LADDERS

Stairs & Ladders

Where safe passage is required to rooftops, facades or access equipment, it is necessary to provide specially fabricated access ladders. Total Access (UK) Ltd have many years of experience designing, fabricating and installing all types of ladders for both traditional and bespoke applications. Stairs and ladders can be supplied self-coloured, hot dipped galvanised, primer painted or polyester powder-coated to a RAL colour of your choice. All installations comply with the relevant building regulations and safety standards.

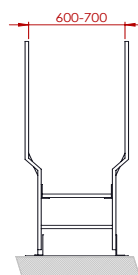
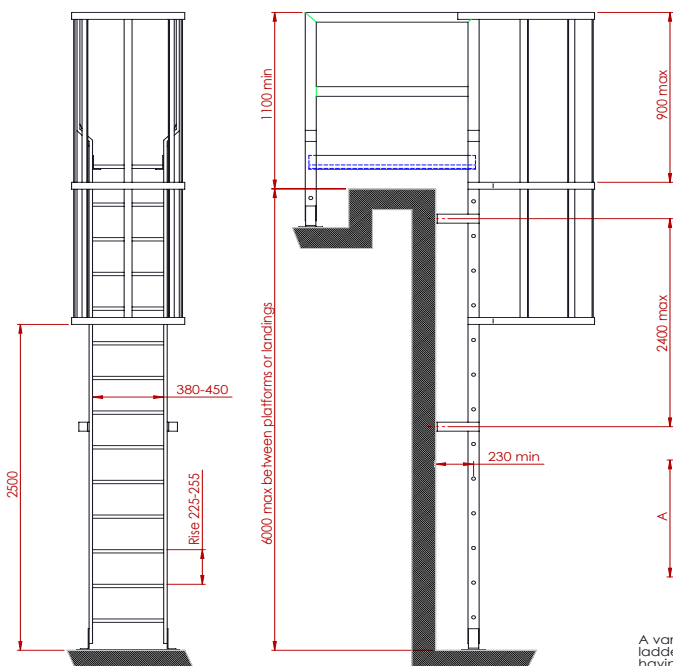
Where routine access is required externally, either as a means of fire escape or steps between roof levels, we can offer a variety of single and multi-flight industrial stair solutions in aluminium or mild steel.

We can design, manufacture and install access ladders and stairs made from aluminium, galvanized or stainless steel, to suit almost any application. Our travelling gantry systems are designed to provide safe access to flat, sloping or curved areas of glazing, such as atria, domes or roof lights and are manufactured from either aluminium or steel and can be self coloured or powder coated to a RAL colour of choice.

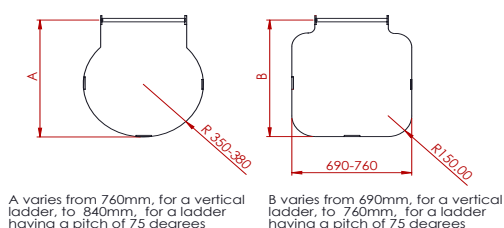
Where the presence of roof mounted ventilation equipment or plant renders areas inaccessible, bridging steps offer a versatile solution. These combined stair and platform units enable personnel to traverse safely up and over any pipework or similar obstruction to access all roof areas for maintenance and cleaning.



Standard Ladders conforming to BS5395-3:1985.
All dimensions in millimeters



Hoops



Cat ladders are permanent, vertical fixed ladders, with a slope range from 75degrees to vertical and are most commonly used on the outside of structures to gain access to roofs or between roof levels on larger buildings. Made from aluminium, galvanised or stainless steel, we can design, manufacture and install cat ladders to almost any size.

LADDER SAFETY SYSTEMS

In the event of a fall, a worker attached to a ladder safety system is far less likely to be injured during the fall arrest process compared to a fall from a traditional hooped ladder system. Whilst hooped ladders prevent a worker falling backwards off a ladder they do not prevent a fall and the hoops themselves present a significant risk of injury.

Wire Based

The simplicity of the design concept means that wire based systems can be installed to follow the contours of the structure and so maximise their safety value in a working environment. Free running attachment devices provide operatives with the security of being constantly attached to the system while having both hands free to go about their duties. If a worker should fall from the ladder, the device immediately locks onto the system cable and arrests the fall, minimizing fall distance and associated impact loads.





LADDER SAFETY SYSTEMS

Rail Based

Available as a rail for attaching to existing ladders or as a complete ladder with built in safety rail for new access installations, rail based systems can be specified in aluminium, hot-dip galvanized steel and stainless steel to suit even the harshest environments. Pivoting rung options that present a slimline profile when not in use are available if aesthetics are a priority.

At the heart of the system is a guided type fall arrest carriage that glides inside the guide rail. In the event of a fall the carriage positively locks into closely spaced notches so that a fall is arrested within a few centimetres.

Falling forces are spread evenly over a minimum of four mounting brackets, (not just by the top bracket as in the case of wire systems,) and as such potential loads transmitted to the structure are reduced.

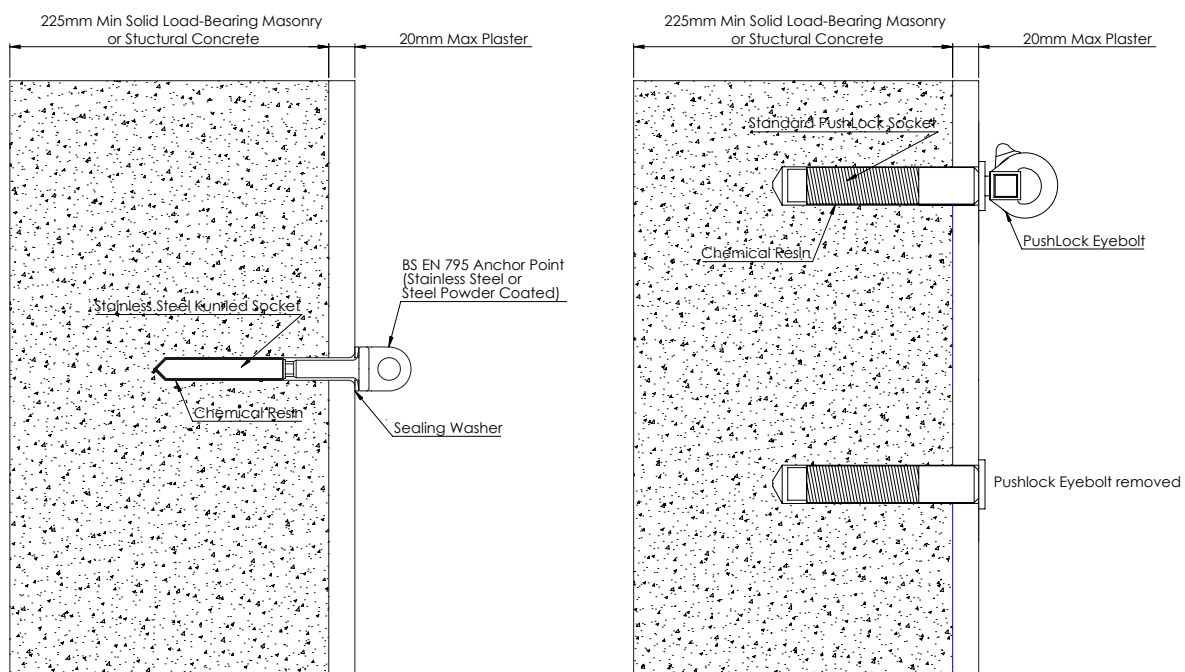


FALL PROTECTION ANCHOR POINTS

Eyebolts and single point anchors conforming to BS EN 795 are designed to offer the individual fall protection for window cleaning or general maintenance. Total Access (UK) Ltd offers a range of fixed and removable eyebolts and single point anchors, which can be installed to most building/construction types.

Total Access offer two main types, the fixed eyebolt and the pushlock. With both types of eyebolt anchorage, operatives wear a full body harness and connect to it by way of a suitable shock absorbing lanyard. As the eyebolt is intended to protect workers when exposed to a fall risk, it is essential they are able to connect to it from a position of safety.

Different Types of Eyebolts conforming to BS EN 795 as Class 1



Note: For cantilever applications, Heavy Duty PushLock Socket will be used

Pushlock

The Pushlock safety eyebolt provides a discreet yet highly effective alternative to conventional eyebolts. While conventional eyebolts meet all safety requirements, their aesthetics can impair the visual characteristic of the office, hotel or housing environment.

The Pushlock socket is permanently installed into the structure. When required the worker inserts a Pushlock removable eyebolt into the socket to create a secure anchor, suitable for fixing to a wide range of structures. The socket cover caps are available in a prestige brass, stainless steel or white plastic finish.



FALL PROTECTION ANCHOR POINTS

Conventional Eyebolts

Conventional eyebolts are available in a range of different finishes including galvanised steel, stainless steel and white as standard (other colours to order). Eyebolts can be used for most standard applications in offices, hotels etc. where internal access for external window cleaning is needed.



Freestanding Weighted Anchors

Total Access' deadweight anchor systems are used to provide either a single point anchor or a series of supports for a full Mansafe system on flat roofs (less than 5 degrees) where it is not possible to fix either a traditional anchor post or a Constant Force post.

As the name implies, the anchor is free laid upon the roof and relies upon its weight to protect operatives using it. As the system is intended to move in the event of a fall, it is necessary to locate the anchors a minimum of 2.5m from any fall hazard.

Our deadweight anchors are suitable for use on most flat roof types including asphalt, felt and single ply.

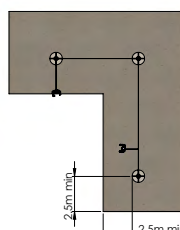
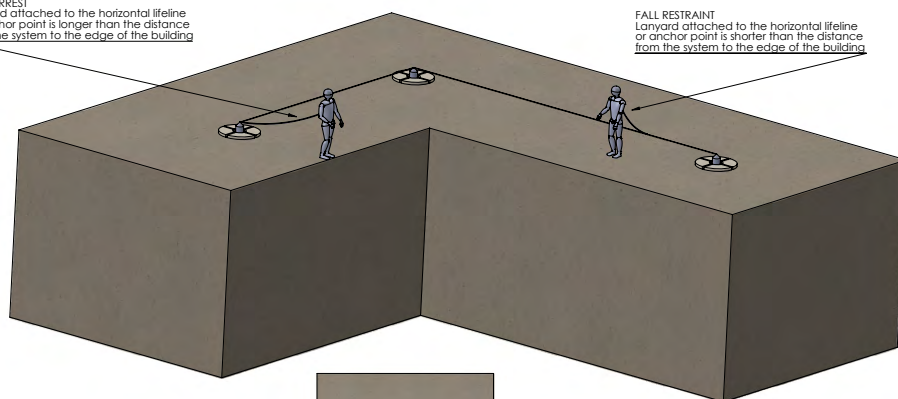


It is a legislative requirement that eyebolts and single point anchors for the purpose of fall protection are inspected and certified a minimum of once every twelve months; abseil anchors must also undergo a six monthly visual inspection under LOLER. All must be performed by a suitably qualified person.

We offer a full range of testing and recertification services including an eyebolt testing service.

FALL ARREST
Lanyard attached to the horizontal lifeline or anchor point is longer than the distance from the system to the edge of the building

FALL RESTRAINT
Lanyard attached to the horizontal lifeline or anchor point is shorter than the distance from the system to the edge of the building



ABSEIL SYSTEMS

Abseiling or Industrial Rope Access (Governed by IRATA, the Industrial Rope Access Trade Association) provides a safe, efficient means of access to undertake a wide variety of tasks, such as building inspection, maintenance and cleaning. As a founding member of IRATA, Total Access is uniquely placed to offer advice on the design and installation of permanent anchorage systems for use by IRATA trained operatives

We are able to offer a wide range of abseil systems, from independent anchor points to a complete bespoke turnkey access strategy, to enable rope access operatives to gain access to either specific areas or the complete building envelope.

Abseil Rails

Bespoke and proprietary abseil rails can be designed into a project at an early stage, giving the benefit of façade access without the bulkiness sometimes encountered with BMU's (building maintenance units), and at a fraction of the cost. Some of the proprietary rails we offer can be retrospectively fitted to existing buildings and structures, where rail provisions were never originally allowed for.

Rails can be offered in galvanised, powder-coated and stainless steel and can be fixed to a variety of structures including, concrete, masonry and steel work. Rails can be either face or soffit mounted.




ABSEIL SYSTEMS

Abseil Anchor Points

Anchor points can also be used for the purpose of rope access. It is important to note, however, that the operative should never attach to just one anchor and that two points of attachment should always be maintained. The anchors can be designed into a new build project or retro fitted to most structures.

Providing the building design and structure will allow for the fitment of abseil anchors it can be an extremely cost effective way of achieving external building access.

For roof mounted anchors we can provide advice on associated parapet protection systems to avoid damage to the coping at point of transfer.



Davit Arms

Davits offer another solution and can be either fixed or portable. In some applications, the davits offer an advantage over anchor points in that they provide a certain amount of reach and can minimise the need for ropes to be trailed over delicate or lightweight parapet cappings.



CONFINED SPACE SOLUTIONS

Confined spaces can be below or above ground and are found on most sites. A restrictive confined space can pose serious health and safety risks to anyone who enters. Confined spaces can include tunnels, trenches, manholes, pipelines and many more

Confined spaces often have limited openings for entry and exit which can complicate rescue / retrieval and associated emergency responses.

Rescue and retrieval of a fallen or incapacitated worker is a required component of any works programme requiring entry into such areas.

Davit Arms

Our davit arm and hoist systems are designed for such confined space entry / retrieval applications and are fully tested and compliant with all relevant standards. The units are constructed of lightweight materials including high-strength aluminium, their quick-release pin assembly allows for ease of collapse and transport.

Portable and fixed bases are available; free-standing portable bases are ideal for work areas where frequent set up and tear down is required or where no suitable structure is available for the mounting of a fixed base.

Fixed bases mount to existing structures and can be offered in ground or wall fixed variations, available in zinc plated mild steel or stainless steel.

Our Rescue Systems have been successfully installed on site for many of our major clients in the Energy & Utilities Sectors.



TESTING & RECERTIFICATION

All fall protection systems including eye bolts and single point anchors used for the purpose of fall protection, fall arrest & restraint, must be tested and carry a test certificate to comply with HSE legislation. Inspection periods for different types of equipment vary according to the specific items of legislation to which they conform.

The chart (opposite page) provides a guide to the types of equipment our Testing and Maintenance Division deals with. It will also assist you in identifying the particular requirements of your own systems.

Following initial installation, the system(s) must be annually inspected and tested by a competent and qualified person to ensure it is in a safe working condition in accordance with section 12 BS 7883:2005. If the certification for your system(s) does expire, it is your responsibility to ensure that no one is allowed to use the system(s).

Total Access provides complete peace of mind through its unique testing and maintenance service, which covers all forms of fall protection equipment installed.

For 20 years, we have provided nationwide coverage using our manufacturer trained engineers to both install and service the wide range of fall protection and abseil systems including Latchways, Capital Safety, Sala, Metreel and Soll. Via our unique customer asset tracking (CAT) database,* existing customers can trust us to manage their annual recertification visits in a timely manner and so maintain the compliance of their installed safety system(s).

In the event of system failure or non-compliance during the annual test, full reports and guidance on required remedial action will be provided.

*See page 46 for more information



Fall Protection Systems

		Test standards	Minimum test frequency
Collective	Guardrails	Puwer, BS7818, BS6180	Annually
	Walkways	Puwer, BS5395-1, BS5395-3	Annually
	Ladders and gantries	Puwer, BS5395-1, BS5395-3	Annually

Personal	Horizontal lifelines	EN795, BSEN 7883	Annually
	Vertical life lines	EN795, BSEN 7883, BSEN 353-1	Annually
	Roof anchors	EN795, BSEN 7883	Annually
	Eyebolts	EN795, BSEN 7883	Annually

Façade Access Systems

		Test Standards	Minimum test frequency
Personal	Rope access anchorages:		
	Tracks	LOLER, BS7985, BSEN 7883	Six monthly
	Anchors	LOLER, BS7985, BSEN 7883	Six monthly
	Davits	LOLER, BS7985, BSEN 7883	Six monthly

ABOUT SITE SERVICES

ROPE ACCESS

Rope access systems are a safe method of working at height where ropes and associated equipment are used to gain access to and from the workplace. Using work positioning techniques, rope access technicians can carry out a wide variety of tasks.

All our rope access technicians are trained and competent in the methods of rope access and regularly demonstrate and carry out training in accordance with the IRATA code of practice. Operatives are required to revalidate every 3 years and are required to attend a 4 day training course and 1 day assessment.

There are 3 different levels of competency within the rope access syllabus:

- IRATA Level 1 (entry level) - Basic rope access and rescue techniques
- IRATA Level 2 (minimum of 1000 rope hours and a minimum of 1 year experience as a level 1, a week training course on the IRATA level 2 syllabus) - Advanced rope access and rescue techniques
- IRATA Level 3 (minimum of a 1000 rope hours and a minimum of 1 years experience as a level 2, a week training course on the IRATA level 3 syllabus) -Site supervisor, time served technician with an in-depth knowledge of health and safety requirements, extensive knowledge of rescue and recovery and rigging supervisor


All works carried out by Total Access (UK) Ltd are in accordance with the relevant British Standards;

1. Working at Height Regulations
2. Personal Protective Equipment Regulations
3. PUWER Regulation
4. LOLER Regulations (1998)

Over the past 25 years rope access has developed and gained worldwide accreditation through its high safety standards known as (IRATA) Industrial Rope Access Trade Association. Total Access (UK) Ltd has worked alongside IRATA for the past 25 years and helped develop the high standards of safety that we have today. IRATA is now classed as the leading association throughout the world and currently carry out works in the following sectors:

- Industrial - Warehouses, power station, offshore oil and gas
- Construction and Civil engineering
- Commercial - Residential high rise properties, office blocks
- Railway infrastructure

Total Access offer a wide range of services and have qualified specialists to meet the requirements of any client.



CONFINED SPACE

A Confined/ Enclosed Space refers to a space which by design has limited access with a reasonable and foreseeable risk to workers. A confined space can have low natural ventilation (poor oxygen levels), contaminants, toxic and explosive gases, free flowing solids, extreme temperatures or ingress of water. It is a space or area which is not intended for human habitation, especially continuous works.

Confined spaces include, but are not limited to, storage tanks, pits, silos, ducting, boilers, ventilation, sewers, tunnels, service tunnels, culverts, pipelines, shafts, disused basements, voids and chambers. If you are unsure if your areas fall into these categories please call our specialists who can provide confined space audits and guidance.

Together with our partnering company CSTS and their confined space support team division we can now bring you an all-encompassing confined space offer.



SITE SERVICES

Total Access specialise in confined space access, safety consultancy, rescue & recovery, engineering works, structural inspections, remote CCTV inspections, confined space supervision and is an approved City & Guilds training centre.

Our expert teams are hand picked highly driven individuals who are at the forefront in their field. Total Access (UK) Ltd are proud to employ qualified surveyors, engineers, time served search and rescue teams and experienced project managers with proven IOSH and NEBOSH Health & Safety accreditations.

Total Access (UK) Ltd is qualified to make your confined space, safe.



WINDOW CLEANING


Total Access offer extensive high level, cleaning solutions for both commercial and industrial sectors. Experienced in delivering our services at height, our technicians can access almost any part of a buildings structure for cleaning and refurbishment purposes.

Specialising in exterior building cleaning and refurbishments, we are able to utilise mechanical access platforms in tandem with industrial rope access techniques to deliver advanced, wide scale, bespoke cleaning solutions.

Our cleaning services are tailored to suit any particular client and structure. We are capable of large scale building cleaning and refurbishment and we aim to improve the image of our clients building. Our site survey will determine the required cleaning strategy dependent on the size, shape and location of the building itself. The survey will also determine the techniques required, the cleaning schedule and frequency for any particular building.

Our services are performed throughout the UK and we are always willing to add to our comprehensive list of commercial clients.

Our window cleaning skills enable us to clean all exterior elevations, internal atriums and glazed lift shafts.



Rope access is commonly used as a preferred method of access for the cleaning of high rise structures and is now incorporated in to many architects designs when considering access and cleaning strategies.

Benefits of Rope Access

1. Multiple teams of technicians can be assigned to the works as the rope access works are not confined to a cradle.
2. It requires a minimal foot print at the base of the works avoiding disruption to the client and pedestrian activities.
3. It requires minimal enabling works to facilitate the rope access activity.
4. Listed and historic buildings can be accessed where no access strategies have been implemented.
5. The cost of rope access is lower than expensive machines and scaffolding.
6. Internal atriums can be accessed and cleaned using rope access where machines cannot reach.

Mobile elevating work platform (MEWP)

IPAF qualified operators enable working from MEWP's. More often than not road closures and local authority permissions are required to facilitate the works, Total Access project managers liaise with the councils and land owners to plan and organise works.

Using MEWP access means that operatives can clean all the external facades maintaining the high standards the client requires.

Reach & Wash

The water fed pole system uses 100% pure water, which is then pumped through telescopic poles. This offers an alternative to work at height techniques at a value for money.

We can also provide glazing polishing services.




HIGH LEVEL CLEANING

High level areas both internally and externally in industrial fabrications, food manufacturers, retail and leisure facilities are often extremely difficult to keep clean and hygienic. They often require the use of specialist equipment and chemicals to ensure that essential high level cleaning is carried out in a safe and controlled manner.



Total Access has carried out a wide variety of cleaning projects throughout the UK. We have worked on some of the UK's land mark structures: St Stephens Chapel (BIG BEN), London Eye, Spinnaker Tower and have also worked for some of the leading food and beverage production, distribution and storage companies such as, Kellogg's, Walkers, Carlsberg and DHL.

We offer a wide range of cleaning tasks that can be tailored to the requirements of the client including:

- Insurance cleaning works, following damage to building/ properties
- Hygienic cleans to high level areas
- External and internal facade cleaning
- Gutter cleaning
- Duct and Ventilation cleaning
- End of build or refurbishment
- Warehouses or distribution centres



Total Access use various methods to carry out high level cleaning including, pressure washers, steam cleaning, vacuums, and chemical cleans.



" I have used Total Access on my property for some considerable time, works have included window cleaning, roof access, gutter inspections and cleaning and rope access to difficult areas on parts of our building which are grade 2 listed. There have never been any issues, punctual, knowledgeable and extremely competitive, I would recommend this contractor to any company who requires this form of work."

Tony - Building Manager



ROPE ACCESS MAINTENANCE

Total Access specialise in rope access maintenance projects where remedial repair work is needed at high level. The cost of other means of access for some of these tasks may be disproportionate to the work being done - or it may be impossible to use other access methods in certain circumstances.

Using Rope Access techniques, Total Access personnel perform a wide variety of maintenance tasks, with low levels of site disruption, and without the potential for fabric damage often associated with other access methods.

Rope access contributes to speed of coverage and puts technicians in close touch with building surfaces. With wide experience in this field, we can advise on formulating maintenance programmes for specific buildings in order to keep them in optimum condition.

Rope access is often a complement to ongoing planned maintenance, our rope access technicians are multi-disciplined in all aspects of building maintenance and can accommodate all aspects of building works.



We can offer assistance for the following tasks;

1. Vegetation removal, to external building facades, embankments and hard to reach places
2. Fabric maintenance, painting of building facades and bridges for both the commercial and industrial sectors
3. Masonry, concrete and cladding repairs
4. Bird prevention systems including wire systems, netting and spikes
5. Provision of electrical trained staff to carry out works to electrical systems
6. Service and maintenance of actuators within large atriums
7. Steelworks painting
8. Glazing replacement
9. Banner and signage installations
10. Non Destructive Testing (NDT)



ROPE ACCESS INSTALLATIONS

For that difficult access solution Total Access UK Ltd offer a range of services to access and install signage, banners, building wraps, neons and many more to external & internal facades of structures.

Our experienced team of rope access technicians are trained to carry out the installation of signs and banners required for the redevelopment of buildings, football stadiums, and structures.

Our Rope Access installation services include:

- Initial survey to determine installation and fixing method
- Full fitting and sign installation service
- Installation of associated frames if required

We have been involved in a number of iconic installs and were delighted to be involved in the secret installation of the OXO Tower, London for the launch of the Play Station 4 where we converted the letters to reveal the Play Station symbols.

Total Access UK LTD offer an alternative solution to costly scaffolding to access the façade.

We have vast experience in sign Installation and banner installation and are fully equipped to install a wide range of advertising media.

We also support specialist contractors in their field of works;

- High level wiring of electrical systems
- Installation of fire detection equipment
- Telecommunication companies - equipment, installation and removals
- Asbestos removal



WORKING AT HEIGHT SUPERVISION & RESCUE

Total Access (UK) Limited has vast experience in carrying out rope access supervision of inexperienced personnel or when difficult site access and egress is present.

Using industrial rope access or temporary fall protection equipment, Total Access can provide expert onsite assistance to give safe access and egress to difficult areas of work such as embankments, cuttings, quarries, historic buildings, mast and towers where a fall risk is present. We can provide safe access, full rescue plan and equipment to undertake the recovery of a person from difficult situations.

Our Services have covered

- Standby rescue cover for contractors working on tower cranes
- Major sporting events
- Major theme attractions, requiring working at height supervision
- 3rd party contractors requiring access to unprotected edges, embankments and fragile roofs.

We can offer Rope Access Supervision and Rescue standby teams across the UK.

All employers and duty holders must ensure that work is planned, supervised and carried out safely. An essential part of the planning process must also include arrangements for emergencies and rescue in the event of a fall. Rescue is the responsibility of the employer/building owner and NOT the emergency services.

Total Access offers a complete solution for all Rescue at Height scenarios to ensure that our clients fully meet the requirements of the Working at Height Regulations. Our highly trained and professional team provide expert advice on Rescue Plans, Risk & Method Statements. If you have employees Working at Height we can provide equipment, supervision and rescue standby cover to ensure the safety of your workforce.

We provide rescue services for:

Industrial Plant
Outages
Tower Rescue
Theme Parks and Tourist Attractions
Utility Companies
Rail and Transport Sector
Outside Broadcast
Film and Locations
Tower Cranes
Wind Farms



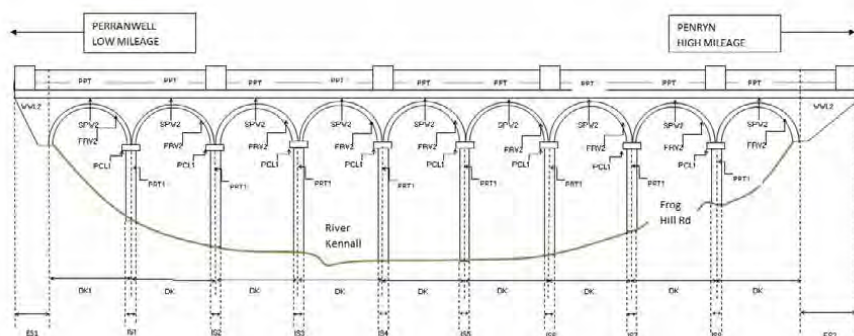
INSPECTIONS & SURVEYS

Total Access (UK) Limited has an experienced Inspection Department, that is dedicated to the inspection and surveying of various types of structures. Our strength lies in our commitment to supply competent personnel whose qualifications and experience are commensurate with the requirements of our customers. We have earned a reputation for developing and refining techniques and solutions to overcome both access and inspection problems.

We carry out inspections of a wide range of structures including:

- bridges and high-rise buildings
- storage tanks
- ventilation or service shafts
- tunnels
- culverts
- chimneys
- masts
- pylons
- dams
- viaducts

Our inspection service aims to keep disruption to the customer and third parties to a minimum. We pride ourselves on our specialist access techniques including Rope Access and Confined Space. Rope access can provide a cheaper alternative to cradles, scaffolding and access platforms, especially on short duration inspection work which often comes with limited working hours such as rail possessions, plant isolations and planned shut down periods. Inspections vary from simple visual to full in-depth tactile examination, detailing corrosion effects, dimensional analysis and condition, through to full Non-Destructive Testing of metallic and reinforced concrete structures.



The competence of our inspection staff is essential to provide peace of mind to our customers. The acquisition of information from the structure is not only relevant but gathered and reported in a standardised manner.

SAFETY BOAT SERVICES

Total Access can now offer a fully comprehensive inspection service, with our new rescue boat solution.

Our team of safety boat operatives are highly trained and qualified and are able to provide a wide range of services from the complete support of rope access teams to works that are carried out over or in close vicinity of water where rescue capability is required. We can provide rapid safety boat cover whilst any bridge maintenance and construction works are being undertaken.

We can provide safety boat services for a wide range of applications:

- Rescue Cover
- Inland waterway access
- Environmental Surveys
- Bridge Inspections
- Scour Surveys
- Difficult Access
- Media and Filming
- Marine Services
- Work Vessels
- Pontoons



SCOUR SURVEYS

Why scour surveys are so important

Total Access can provide assessment of scour and other hydraulic actions at highway and railway structures crossing or adjacent to waterways. Scouring can occur in any area of water flow, from streams and rivers to tidal estuaries. As swiftly moving water runs under bridges, piers and other structures it can cause scour holes, these holes will then compromise the integrity of the structure. It is important to survey these holes and assess the risk they may cause to identify and prevent disasters before they strike.

Total Access provides processes to determine the level of risk associated with scour effects. It also includes processes to assess the robustness of structures in a flood.

Our highly trained and competent engineers are capable of accessing the most difficult to access structures utilising multi-faceted techniques including rope access, confined spaces and safety boats access. After a scour survey, countermeasures and monitoring may need to be carried out; we can also supply remedial work to fix any scour holes.



CONFINED SPACE SUPERVISION & RESCUE

Total Access (UK) Ltd's confined space rescue teams are highly experienced technicians who have been tried and tested in the most demanding of environments. Total Access (UK) Ltd offers bespoke rescue cover for power station outages, hazardous chambers, tanks, silos entry and working in hostile environments.

Total Access is the industry's leading specialist for implementing emergency response procedures, crisis management and casualty extraction. We pride ourselves on using only the best search and rescue equipment, running regular training and demonstrations to ensure only the best service is provided.

All members of our confined space rescue teams undertake the following training:

- City & Guilds Confined Space Search & Rescue
- IRATA training (IRATA is industrial rope access - a technique which is essential to fast recovery of casualties from vertical shafts)
- First responders' with specialist casualty packaging training
- Emergency First Aid at Works including Oxygen Resuscitation and automatic Defibrillation
- Emergency crisis control



All technicians are face fit tested
All equipment required to conduct a successful rescue operation are included within our rates.

Confined Space Supervision & Entry Management

Does your company have trained confined space personnel who are required to enter a confined space infrequently?

Total Access (UK) Ltd offers confined space supervision and management tailored to your company's requirement.

Together with our partnering company CSTS and their confined space support team division we can now bring you and all-encompassing confined space supervision offer.

"The CSTS Confined Space Entry Support Teams have built up an unrivalled reputation for offering workable, no-nonsense solutions and providing practical on-site support for those entering confined spaces and similar hazardous environments."



part of the Arco family

SITE SERVICES

Employing Total Access to manage the confined space entry procedure will ensure that you as a company have the correct procedure in place and can ensure that a safe entry can be achieved.

Confined Space Supervision includes:

- A site visit to ensure a full site risk assessment is conducted
- Adequate First aid and resuscitation equipment
- Confined space entry methodology
- Environment monitoring to ensure safe entry can be achieved
- Entry permit control
- Emergency Rescue procedure put in place



CONFINED SPACE CLEANING

Total Access' highly trained confined space and rope access specialists provide the ability to access areas where others fail.

Using expert safety and confined space techniques, our cleaning capabilities are superior to that of our competitors.

Each confined space is fully assessed to identify all specified and work related hazards.

The most suitable PPE and RPE is selected to ensure maximum safety for our employees.

Experts in safety, our teams are face fit tested and are accustomed to working in hazardous environments such as:

- Silos and storage bins
- Vessels
- Tanks
- Pipes
- Hoppers
- Culverts



CONFINED SPACE CONSULTANCY

Total Access (UK) Limited is experienced in helping small, medium and large size companies risk assess their confined spaces and above all help implement a strong management system that can ensure both adequate control measures and safe entry procedures are in place.

Total Access offers confined space Consultancy advising clients on the following:

- Permit to work training
- Confined space categorisations (what type of confined space you may have)
- Confined space safety
- Emergency planning and crisis management
- Educate clients on procedure for entry, equipment selection, confined space management and standing operating procedures



part of the Arco family



SITE SERVICES



Together with our partnering company CSTS and their confined space support team division we can now bring you and all-encompassing confined space consultancy and advice offer.


CSTS consultants have built a strong reputation for providing expert advice and consultations. Strategic input from impartial experts on your project really makes a difference. Confident and expert independent advice can often simplify a project and save time and money!

CCTV INSPECTIONS

Total Access is an expert provider of remote CCTV examination services for underground asset inspections. Total Access have 25 years of expertise examining assets including culverts, ducts, industrial drainage, pipe systems, voids and other underground assets.

We specialise in tactile and visual examinations using both man entry and specialist remote capabilities.

We also use remote crawler units to eliminate the risks of a confined space entry and exposure to specified risk.



Key Facts

- Provides the ability to conform to the Health and Safety hierarchy of control
- Can survey from 150mm-1200mm using the remote visual unit
- Records defects using the inbuilt laser measurement system which is accurate to 1mm
- Has the ability to neutral turn allowing it to successfully pass debris
- High powered LED lighting providing clear pictures



The zoom inspection camera system enables a look into pipelines, manholes or tanks. A zoom camera mounted to a carbon fibre telescope provides shadow free illumination and sharp pictures. A vest mounted control box including rechargeable battery suitable for single user operation leaves one hand free to position the telescope.

The lightweight hand portable camera system is the perfect tool for visual examinations of confined spaces.

Used in conjunction with our remote crawler unit, Total Access can provide an impressive range of remote inspections.



The light weight zoom inspection camera provides the ability to zoom over 80m, maintaining a clear resolution.

The high quality LED lighting and HD camera can identify defects and blockages.



With the inbuilt measuring system, Total Access can provide the location of the defects or blockages with high quality footage.

A comprehensive report detailing our findings supported by text, photography and video footage can be provided to the clients specification.


EQUIPMENT

Over the past 20 years, Total Access (UK) Ltd has established an unrivalled reputation for being the leading independent supplier in the UK of Personal Protective Equipment (PPE) for Working at Height and Confined Space.

We are the largest independent equipment supplier in the UK with the biggest names in Height Safety equipment all in one store. A large range of our products are available at our shop www.totalaccessonline.co.uk or available in our product catalogue.

We have developed a number of unique products in partnership with leading UK clients to satisfy their specific safety issues. These products include the Innovation Award winning rescue kits (S-Cape), numerous safety items for use in the Electrical and Power Transmission industry as well as the Telecommunications sector.

We pride ourselves on our ability to provide excellent, knowledgeable, technical advice on all of our equipment. We are able to design, trial and test equipment, and due to our relationship with suppliers we are also able to customise certain pieces of equipment for specific purposes.



TRAINING

Total Access (UK) Ltd endeavour to remain at the forefront of its profession as the UK's leading Confined Space and Height Safety training provider. Our highly experienced Instructors, together with state of the art facilities simulating realistic working environments sets us apart from other providers.



We offer a wide range of professional training courses including:

- Confined Space Entry
- Working at Height
- Rope Access
- Rescue
- Wind Turbine
- First Aid
- Bespoke training designed to client's requirements

Our Instructors undertake a full evidence based training programme with certification (including IRATA) and operational work to ensure our courseware is delivered to a consistent and professional standard. They are regularly audited to ensure these standards are maintained and our customer reviews will confirm our professionalism. As an independent supplier of equipment, our instructors benefit from being familiar with a broad range of equipment.

Our Training Centre is centrally located in Staffordshire and boasts fully fitted classrooms and impressive practical training facilities which allow training to continue in a safe and realistic environment whatever the weather. Structures include a 30m telecommunications tower, combined with an aerial rigging and lifting area, 2 separate towers (15 and 20m), indoor and outdoor rooftop areas and a 10m vertical shaft with an extensive horizontal pipe run for confined spaces training.

Our Training Centre and courseware is audited and approved by City and Guilds, IRATA, Renewable UK, Arqiva, GWO, and Ladder Association. If preferred, courses can be held at client's own site subject to conditions.



CAT

Our new CAT system gives you full visibility of competency, inspection and compliance status via the internet. Total Access has used its 25 years of experience to develop this CAT system specifically for the working at height and confined space industries.

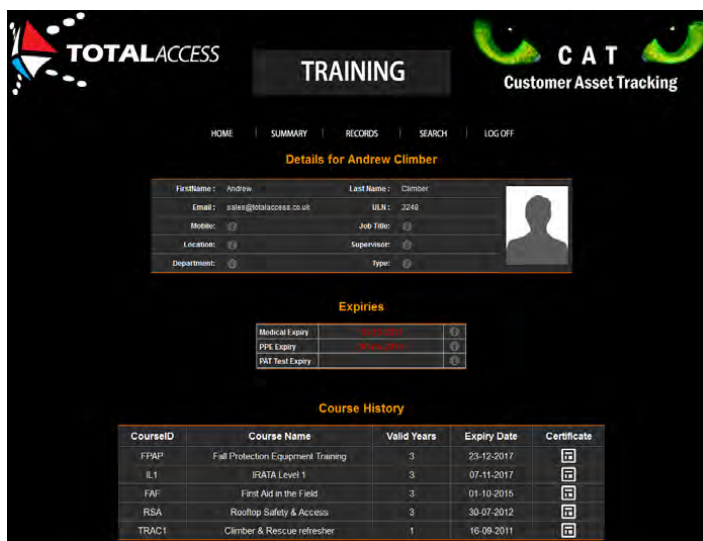
The standard level of CAT is a service that we offer for free to all of our customers. We also have a significantly enhanced version of our CAT system for our managed service clients.

Our standard CAT system allows you to:

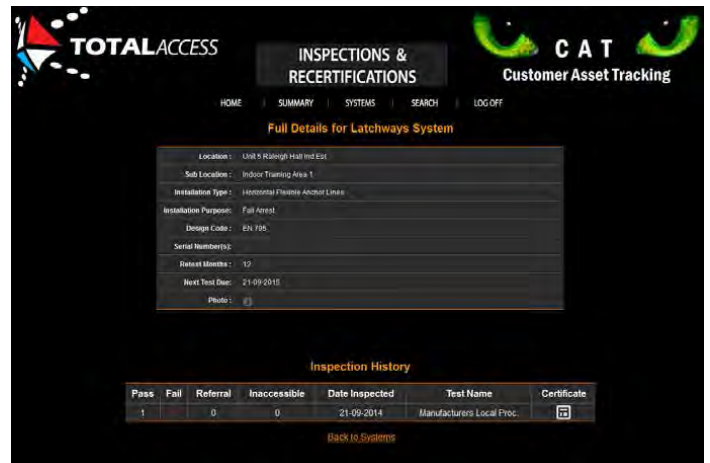
- View or print staff training certificates
- View or print installation or recertification of system certificates
- View at a glance your up coming training and other recertification needs
- View a summary of all training or systems, such as how many systems have passed or failed, or how many of your staff competencies are in or out of date
- Easily view total competencies and history of both your staff and systems

Why do you need CAT?

- CAT helps you to ensure that the competencies of people working at height and in confined spaces is kept valid
- CAT helps you to ensure your fall protection systems are inspected in line with legislation e.g. Roof-top/ladder systems and LOLER examinations
- During audits you can use CAT to prove competency and view certificates wherever you are without having to resort to a paper filing system



Sample training delegate detail page



Sample fall protection system



Sample compliance summary

Managed Services

Our Services

Managing your employees training, medicals, equipment, PAT testing and statutory lifting accessories inspections can be time consuming, costly and may get overlooked during busy times. Total Access (UK) Ltd offers to take care of all this for you including all the relevant certification, giving you peace of mind that your employees and equipment are working safely and are fully compliant with legislation.

For our Managed Service customers we have taken the CAT system even further, so that those on a Managed Service have a significantly enhanced version of our standard CAT system.

Benefits

- All of the functionality of our standard CAT system managed for you;
- Print or view training, medical, PAT and PPE certificates along with traffic light summaries
- Cost saving on in-house staff resources
- Fixed prices for term of contract
- Assured compliance
- Technical advisory resource
- Notification on product recalls, expiry of all training certificates, medicals and inspection of all your assets
- Delivery/collection service
- Routine inspections on site or at convenient locations
- Repair/servicing of PPE where possible
- Allocate PPE to wearer and location, as required
- Online access to tracking available 24/7
- Sanctioned kit - paid stock can be held of equipment at Total Access (UK) Limited
- Monthly reports on services provided (KPI's)
- Management reports to monitor loss/damaged goods, projected spend, equipment inventory, etc
- Regular contract review meetings
- Dedicated service co-ordinators for each customer

Do you have a requirement?

- To ensure competency of people Working at Height/Confined Spaces is kept valid
- To ensure your fall protection systems are inspected in line with legislation e.g Rooftop/Ladder Systems
- To ensure working at height/confined spaces medicals are kept valid
- To ensure compliance with Portable Appliance Testing legislation
- To monitor the inspection of your PPE (e.g. harnesses/lanyard) in line with current Legislation

If so, we can help!

Customer Asset Tracking (CAT) is a term service level agreement providing a complete managed PPE and competency assurance service. The scheme gives full visibility of competency, inspection and service status via the internet and allows you to manage:

- Print staff and equipment certificates
- Access a library of technical documents
- Access a range of status reports

Fall Protection, Rope Access and Confined Space services



**Total Access (UK) Ltd, Raleigh Industrial Estate,
Eccleshall, Stafford ST21 6JL**

Tel: 01785 850 333 Email: Sales@totalaccess.co.uk

Rev 4